


Reading Retell Rod

Name: _____



Slide one bead over for each thing you recall about what you read.




Magnifying Glass

Name: _____




Use the magnifying glass to locate...
What we are looking for:



Dominos

Name: _____



Use the dominos to identify the cause and effect relationships in the passage.




Cause	Effect

Knex

Name: _____



Use the Knex to make connections with the text you read.

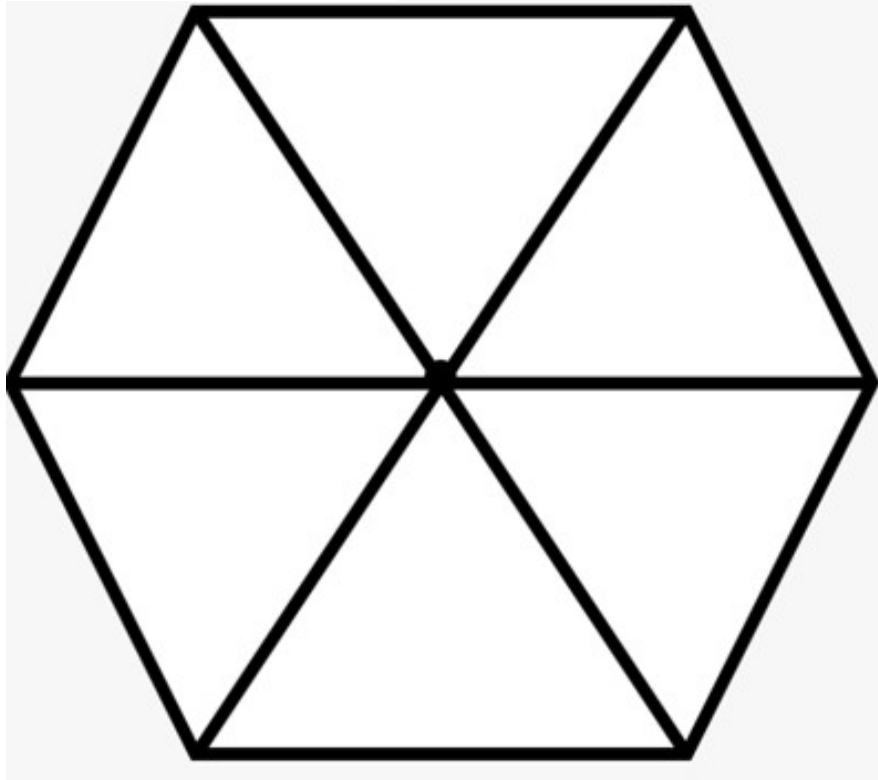
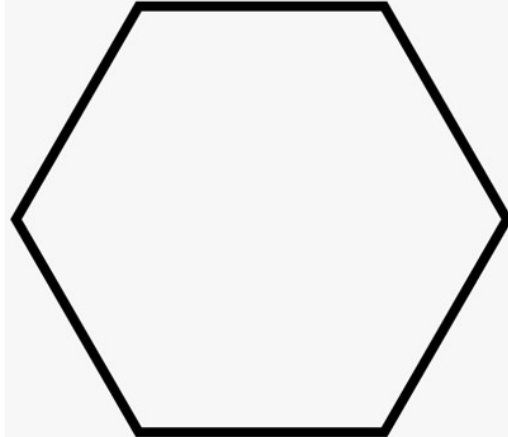
 <p data-bbox="1150 493 1383 532">Text to Text</p>	
 <p data-bbox="1157 828 1377 867">Text to Self</p>	
 <p data-bbox="1136 1161 1402 1200">Text to World</p>	

Hex/Triangles

Name: _____




Use the pattern blocks to describe character/traits, theme/clues, ect.

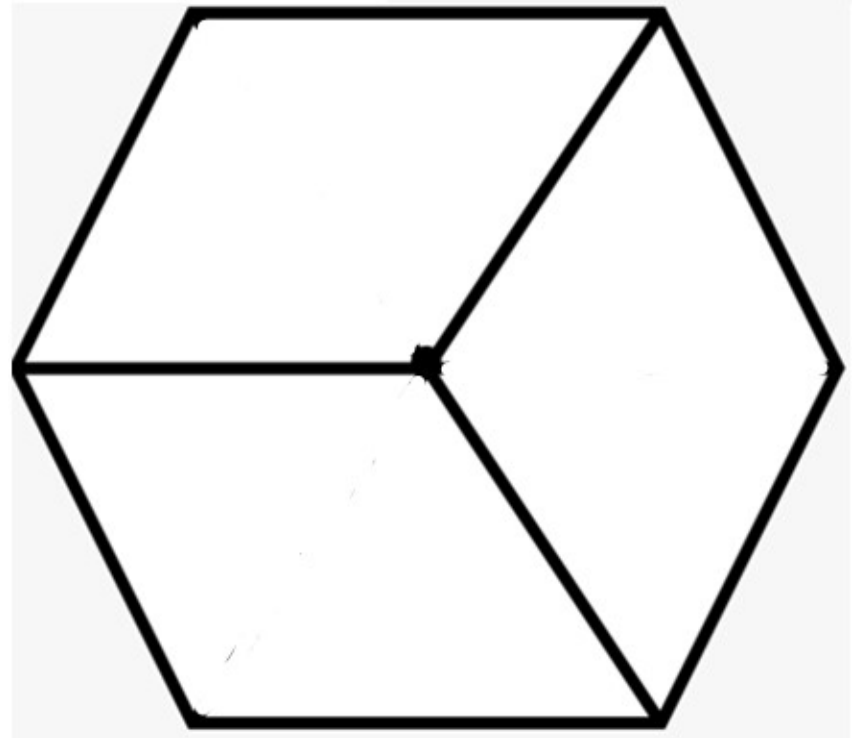
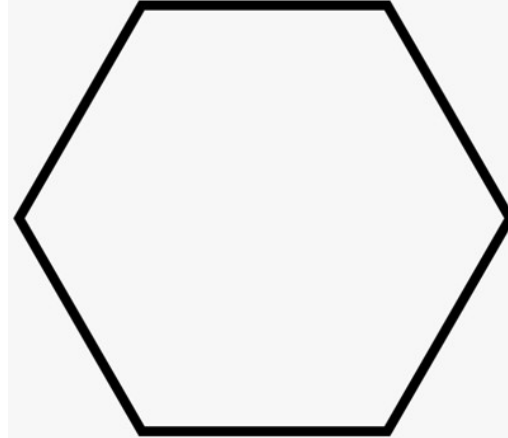


Hex/Rhombus

Name: _____

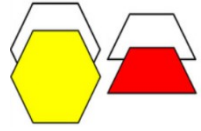


Use the pattern blocks to describe main idea/details, topic/subtopic, authors purpose, vocab. ect.

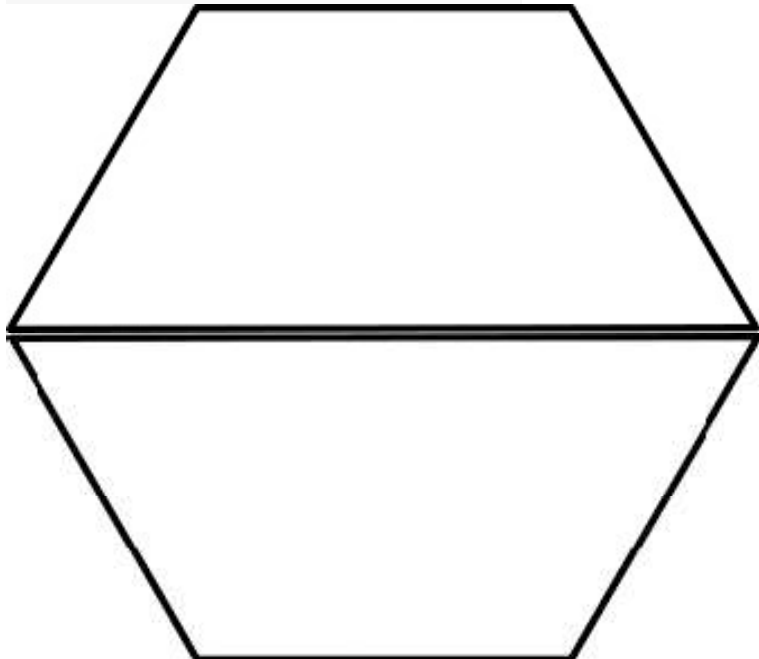
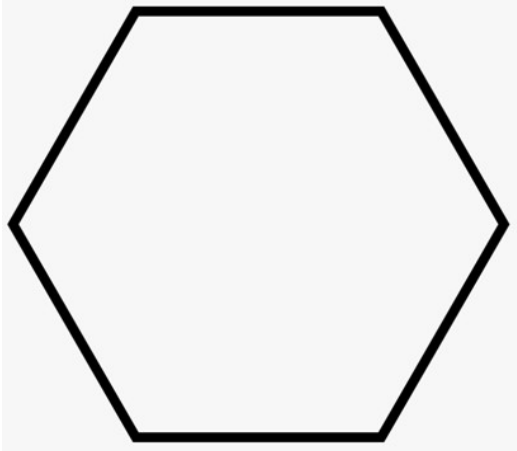


Hex/Trapezoid

Name: _____



Use the pattern blocks to describe
problem/solution, fact/opinion,
compare/contrast, vocab (word
meaning/sentence, ect.



Fuzzy Friend

Name: _____

Use the fuzzy friend to discuss the characters
emotions and feelings.


	Feeling?	Why?
 Beginning		
 Middle		
 End		

When have you felt like our character?

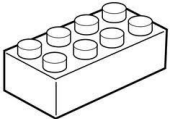
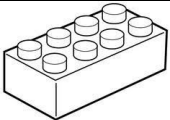
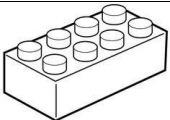
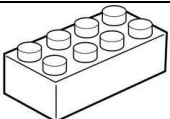
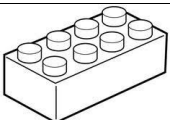
Story Builder

Name: _____

Use the legos to help you construct the story

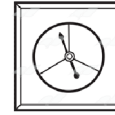
Story  Builder			
Beginning	Characters	Title	Conflict
Middle #1	Setting	First	Rising Action
Middle #2	Problem	Next	Climax
Middle #3	Solution	Then	Falling Action
End	Theme	Last	Resolution

Title: _____

Comp. Cards

Name: _____



Use the spinner and record your answers to the questions spun using full sentences.

Spinner: _____

1. _____

2. _____

3. _____
